

2020 AP TESTING GUIDE

Adapted from:
Collegeboard Materials

<p>Exam Start Times: Local times vary depending on a student's geographic location.</p>	<p>Hawaii Time: 6:00 a.m. Alaska Time: 8:00 a.m. Pacific Time: 9:00 a.m. Mountain Time: 10:00 a.m. Central Time: 11:00 a.m. Eastern Time: 12:00 p.m. Greenwich Mean Time: 4:00 p.m. See more time zones</p>	<p>Hawaii Time: 8:00 a.m. Alaska Time: 10:00 a.m. Pacific Time: 11:00 a.m. Mountain Time: 12:00 p.m. Central Time: 1:00 p.m. Eastern Time: 2:00 p.m. Greenwich Mean Time: 6:00 p.m. See more time zones</p>	<p>Hawaii Time: 10:00 a.m. Alaska Time: 12:00 p.m. Pacific Time: 1:00 p.m. Mountain Time: 2:00 p.m. Central Time: 3:00 p.m. Eastern Time: 4:00 p.m. Greenwich Mean Time: 8:00 p.m. See more time zones</p>
Mon, May 11	Physics C: Mechanics	Physics C: Electricity and Magnetism	United States Government and Politics
Tues, May 12	Latin	Calculus AB Calculus BC	Human Geography
Wed, May 13	Physics 2: Algebra-Based	English Literature and Composition	European History
Thurs, May 14	Spanish Literature and Culture	Chemistry	Physics 1: Algebra-Based
Fri, May 15	Art History	United States History	Computer Science A
Mon, May 18	Chinese Language and Culture	Biology	Environmental Science
Tues, May 19	Music Theory	Psychology	Japanese Language and Culture Italian Language and Culture
Wed, May 20	German Language and Culture	English Language and Composition	Microeconomics
Thurs, May 21	French Language and Culture	World History: Modern	Macroeconomics
Fri, May 22	Comparative Government and Politics	Statistics	Spanish Language and Culture


Table of Contents

My notes


1.

2.

3.



AP EXAM E-Ticket



WHAT TO EXPECT



UPLOAD OPTIONS



TESTING
ENVIRONMENT



STEPS TO TAKE
BEFORE EXAM DAY



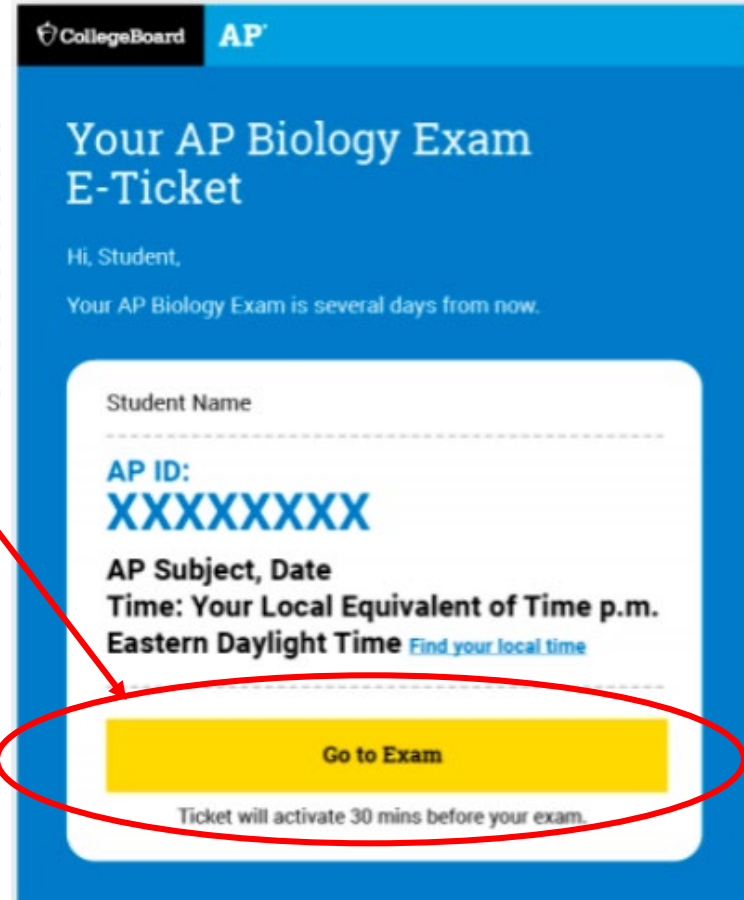
EXAM SECURITY
COLLEGEBOARD
LINKS



AP EXAM E-TICKET

- You will get it via email *two days before test*
- Also can be accessed at myAP.collegeboard.org
- Can't be shared it will invalidate your test
- If you are taking more than one AP Exam, you will receive a separate email with a new e-ticket
- Each E-Ticket will have a different AP ID number
- Be sure to utilize the correct AP ID number for each exam

**YOU WILL
CLICK HERE
TO LOGIN TO
YOUR TEST**



WHAT TO EXPECT

**LOGIN 30 minutes
before test begins**

To answer questions and verify it is
you taking the test

Have **correct** E-Ticket with
AP ID number available
for exam

AP 2020 Exam

AP 2020 Exam

Enter Your AP ID
Please enter your ID to access your exam.
[You can find your AP ID in the email used to access this site.]

56W15024

Continue

Time Until Exam Starts
00:03:02


You can only use these
browsers:



You cannot use:



Once logged in,
don't hit back or
refresh buttons
on browser



WHAT TO EXPECT

TIMER WILL BE
DISPLAYED ON
PROMPT PAGE

The timer will turn **red**,
which means you have
**5:00 minutes to submit
your answers.**

Adjust screen to have a side-by-side view

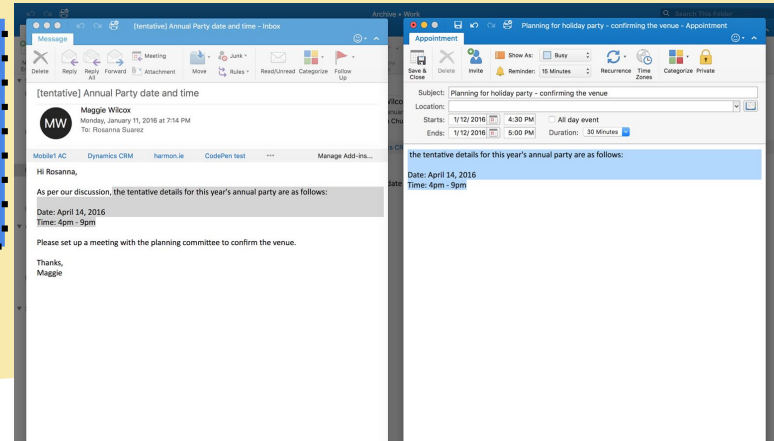
In order to keep your eye on the timer and the text, make
sure you have the prompt open on one day screen, and the
doc on another.

*if you don't know how to do this, youtube it "How to make screen side by side
for (MAC, WINDOWS, CHROMEBOOK)."

Time Left to Submit Work
00:18:02

**NO EXTRA TIME
WILL BE GIVEN.
MUST SUBMIT
BEFORE CLOCK
EXPIRES.**

Time Left to Submit Work
00:04:59



UPLOAD OPTIONS: copy/paste, attach text; attach photos

COPY/ PASTE

Type it up on a separate doc, and then copy and paste into submit box.

Attach a text

You can type it up, and save as a .doc, .docx, .pdf, or .txt, then attach it to the assignment and submit.

Attach photo(s)

You can handwrite response and attach up to 5 photos. *One page per picture, vertical orientation, png, jpg, jpeg. Don't submit until all pictures are attached. This option may take longer as you must upload pictures to your testing device.*


ONCE YOU UPLOAD, YOU HAVE TO PUSH **SUBMIT** before the **END OF THE TIMER!!**

*Make sure you wait for the **CONFIRMATION OF SUBMISSION.***

At the TOP of your TYPED submission, you must include:

- your AP ID (found on your e-ticket)
- your INITIALS


MAKE SURE YOU
ARE USING
CORRECT E-TICKET
FOR AP ID
NUMBER.



**At the TOP of your
HANDWRITTEN submission, you
must include:**

- *your AP ID (found on your e-ticket)**
- *your INITIALS**
- *page numbers**

**MAKE SURE YOU
ARE USING
CORRECT E-TICKET
FOR AP ID
NUMBER.**



TESTING ENVIRONMENT

FIND a QUIET SPACE to TEST

Make sure you notify your family you will be testing and ask for noises to be kept down.

If multiple siblings are testing, they must be in separate rooms.

REMOVE DISTRACTIONS

Turn phone on Do Not Disturb!

Have water bottle to hydrate, so you don't have to get up in middle of test.

AVOID DISRUPTIONS

Plug in your device to avoid low battery or shut off!

Ask everyone in household to avoid video games/ streaming TV or music to preserve bandwidth.

DOs/ DON'Ts

No online annotations!

You can print out the passage to annotate by hand if you have a printer.

You can use grammar and spell check.

STEPS TO TAKE BEFORE EXAM DAY

CHECK YOUR CONTACT INFORMATION

No emails from CollegeBoard? Check myap.collegeboard.org.

-Click on profile at top right-hand corner

-Go to Account Settings, confirm email address- If you need to change, do it, then click UPDATE.

Step 1

CHECK YOUR TECH/DEVICE

Decide if you are going to use Google Doc or handwriting

- On your computer, if you have the GRAMMARLY plug-in, the test won't work, so please remove the plug-in.

- Here is a link to help if you need to uninstall Grammarly

plug in: <https://support.grammarly.com/hc/en-us/articles/115000091591-Uninstall-Grammarly-browser-extension>

Step 2

PRACTICE SUBMITTING YOUR RESPONSE


Use the link below to the AP demo that will walk you through the steps to submit--
just to practice.

<https://ap2020examdemo.collegeboard.org/?excmpid=mtg638-2-gd&fbclid=IwAR1EIGTQ8g3JE-4bCE9skgsQB--cLPuqkuJQd7ESYmYAI00UkyPVjk66vOc>

Step 3

GATHER WHAT YOU NEED FOR EXAM DAY

- Exam E-ticket
- Exam Day Checklist
- Device
- Check Internet/Data
- Class notes/ Study Guides
- Review AP Exam 2020 Youtube Videos



*must be
downloaded to
prevent
collaboration
violations

Step 4

EXAM SECURITY

CollegeBoard has created sophisticated security measures to minimize cheating-- So, don't even attempt it!

- Responses will be:
 - Scanned by plagiarism detection software
 - Shared directly to your teachers

REMEMBER: Plagiarism is utilizing somebody else's ideas, words, research, or other material as your own without giving proper credit to the source.

Students that violate exam security will face consequences, such as:

- Names reported to college admissions offices for attempted cheating
- AP exam scores cancelled



Exam Day

EXAMPLE

One-Question Exams (English and History exams)

Timing	Online Exam	Word Processing Application or Paper
30 minutes before your local start time	Check-In <ul style="list-style-type: none">• Use e-ticket to check in to exam• Complete identity information• Wait for exam to begin automatically	
45 minutes	Question Appears <ul style="list-style-type: none">• Read question	Develop Response
5 minutes	Submit Response <ul style="list-style-type: none">• Exam is completed	

COLLEGEBOARD RESOURCES

[Updates for AP Students Affected by Coronavirus](#)

[myAP Classroom login](#)

[AP CollegeBoard EXAM TESTING GUIDE](#)

[AP Exam Day Checklist](#)

[AP EXAMS 2020 Youtube Videos](#)

[HOW TO confirm your email](#)